



Steric K



POTASSIUM FERTILISER

Stimulation at the start of life

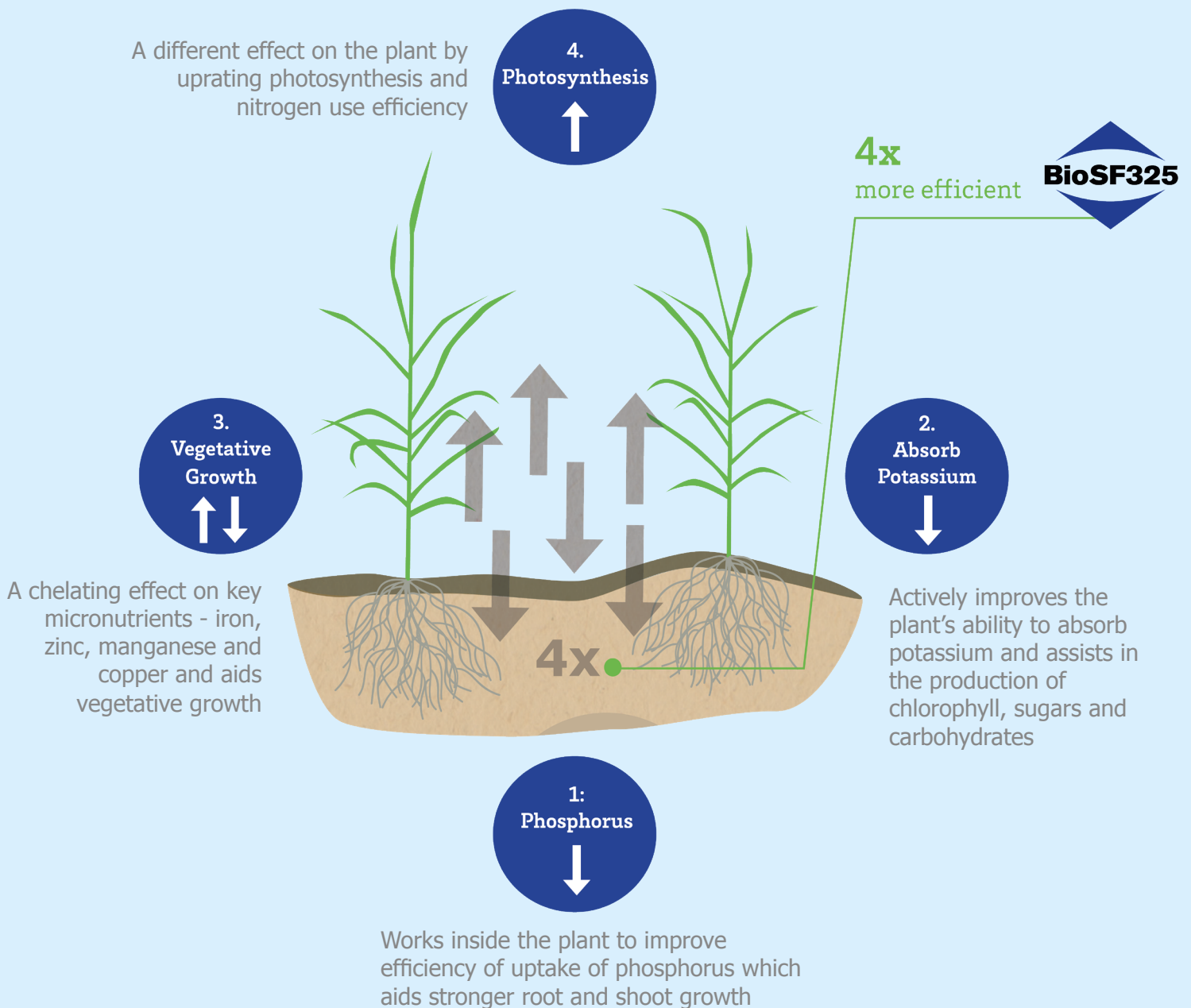


VERDESIAN

THE NUTRIENT USE EFFICIENCY PEOPLE™

Why Applied Potassium is Needed

BioSF325 consists of four key components which drive nutrient use efficiency allowing for more potassium and phosphorus to be utilised. Improved nutrient use efficiency of potassium and phosphorus delivers proven increase in root and vegetative growth along with fruit and seed quality.



Why Use Steric K Treatment?

- BioSF325 sits inside the 100% water soluble Steric K dry formulation
- Steric K is a replacement for traditional forms of K - MOP, NOP, SOP, MKP
- Steric K can be used as a full replacement for other potassium fertilisers
- Improves the efficiency of plant available potassium, phosphate and nitrogen
- Through higher K efficiency, the internal and external qualities of the produce are improved

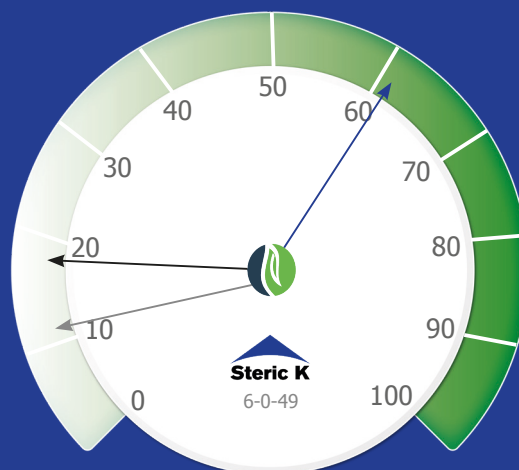
Yield Increase

Peach: February - August

➔ Total Steric K applied:
60.9 kg ha

➔ Real production:
18 tonnes

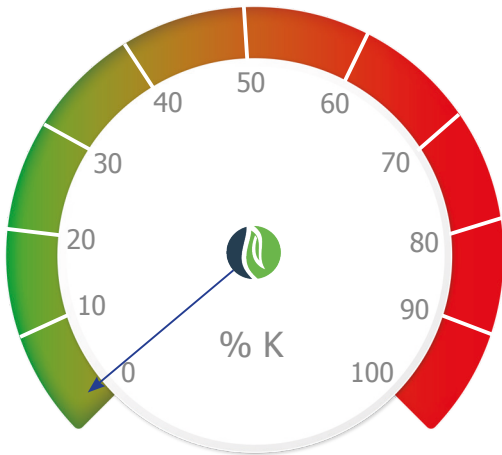
➔ Estimated production:
11.5 tonnes



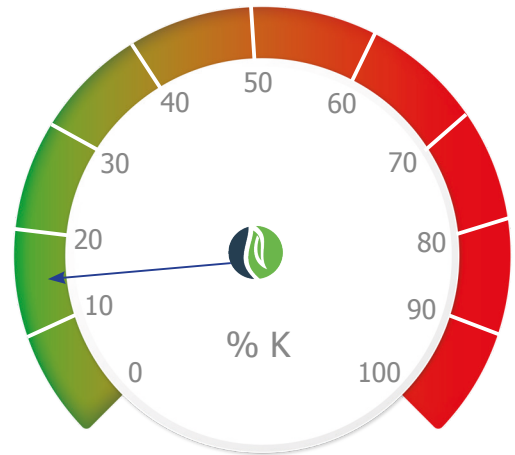
1:4 Ratio

Steric K can replace normally used potassium fertilisers in fertigation systems at 25% (1:4 ratio) of their normal rate of application. The 1:4 ratio means less product is used and less storage space is required.

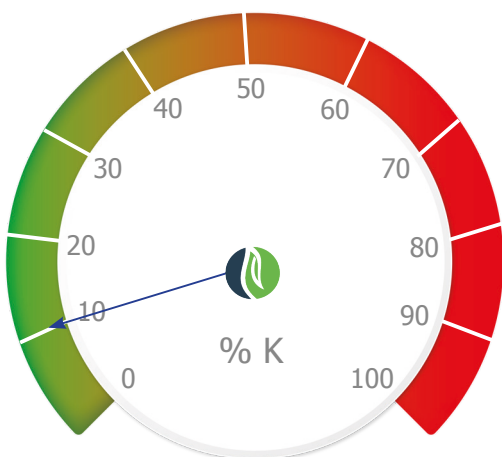
Why Applied Potassium is Needed



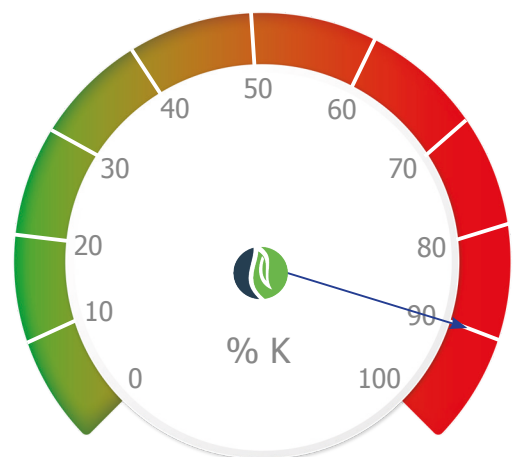
Only a small fraction < 0.5% of the soil K is readily available



10 - 20% may become slowly available over time



< 10% can become gradually available



Up to 80-95% of soil K may become available only over a long time by weathering

The Role of Potassium



Influences many enzymatic reactions and is associated with almost every major plant function



It improves the efficiency of plant water and sugar use, and draught and frost resistance

CO₂

Helps to regulate the carbon dioxide supply to plants



It improves plant health, disease resistance and tolerance to nematodes and insects

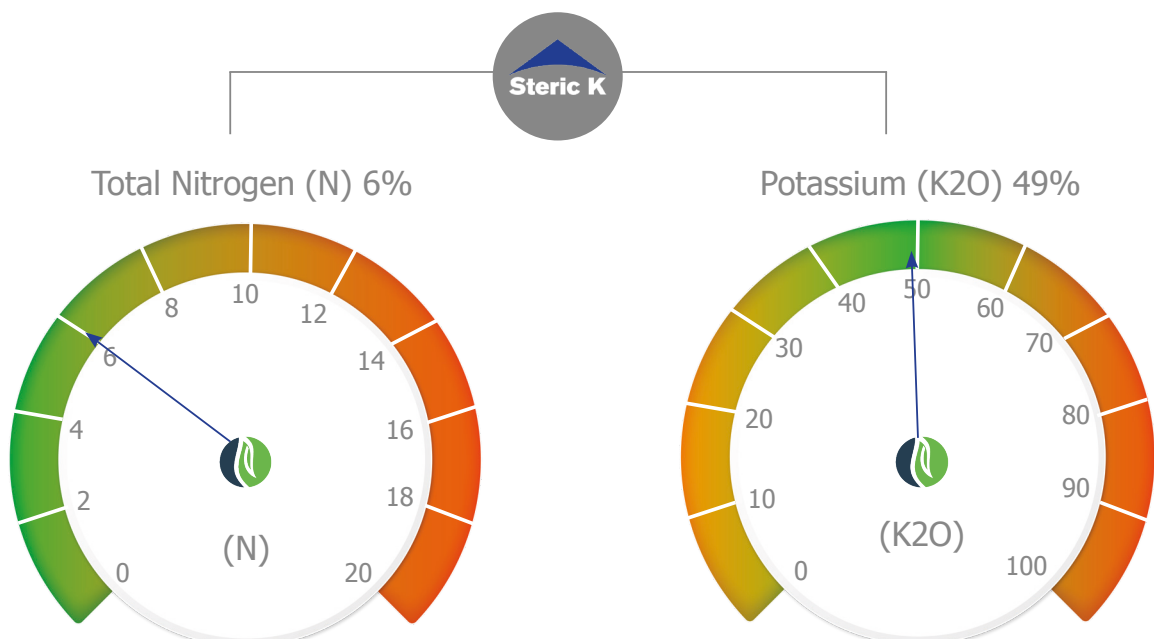


It moves sugars from the site of photosynthesis to other storage sites

Steric K Details

EC-Fertiliser (B.3.1)

- Blended NK 6:49 water soluble dry formulation
- Also contains 8% sulphur
- Steric potassium is derived from 100% water soluble K₂O



How to Apply Steric K

Suggested timing of applications



Top Fruit

- Apply during fruit enlargement phase
- Apply during/post harvest



Vines

- Several applications between change of colour and maturity



Citrus

- Apply during fruit enlargement phase
- Through colour break from 4-6 weeks before harvest
- Additional application in Autumn



Olives

- Spring application from beginning of fruit enlargement
- Autumn application during/after harvest



Tomato

- Apply at first flowers visible
- Two weeks before beginning of harvest



Watermelon & Cucumber

- Apply by mid to end of fruit enlargement phase
- During harvest period



Lettuce

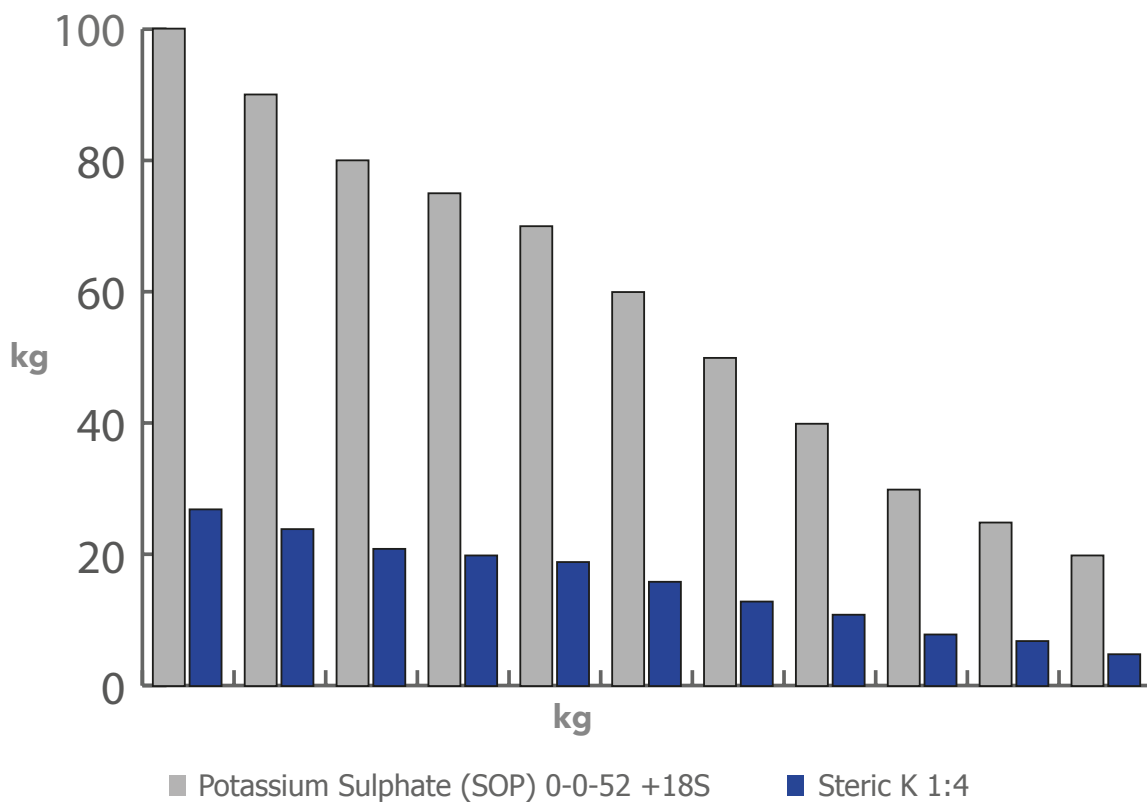
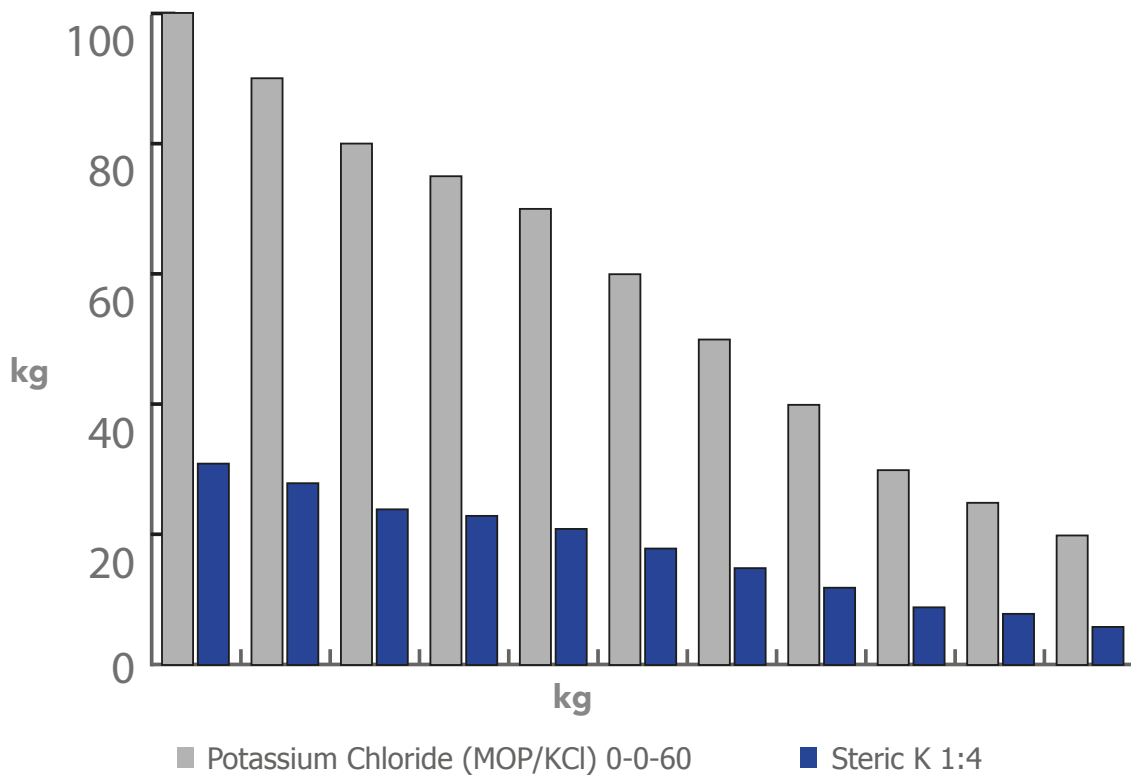
- Apply at the beginning of head formation
- At 2 weeks and again one week before harvest



Potato

- Apply at bulking
- One month before harvest

Steric K Rates of Application vs Other K Fertilisers



STERIC K

Steric K is four times more efficient than standard potassium fertilisers and is applied at only 25% of the normal application rate



Top Fruit

Improved fruit consistency and colouration



Citrus

More intense colouration and advanced maturity



Vine & Cherry

More even filling and colouration



Olives

Improves resistance to cold and drought, higher oil content



Lettuce

Advances maturity and improves shelf life



Tomotato & Pepper

Even and consistent ripening

Technical & Commerical Enquiries

Verdesian Life Sciences Europe Limited, 7 Rotherbrook Court,
Bedford Road, Petersfield, Hampshire, GU32 3QG

www.vlsci.com
+44 (0)1730 720 100
admin@vlsci.com